


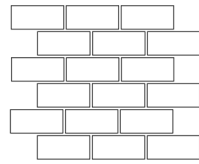
# Castelli Marble

## New St. Laurent

New St. Laurent, is a marble with variations of brown threadlike veining. A polished finish gives life to the veins and a distinctive and elegant appearance. The stone offers the possibility for custom sizes, finishes, and fabrication. Stocked in a polished finish.



2" Hexagon Mosaic  
0.9sf / sh



2" x 4" Brick Mosaic



Herringbone Mosaic  
0.91 sf / sh



12" x 24" x 3/8"



12" x 12" x 3/8"



6" x 12" x 3/8"



3" x 12" x 3/8"



3" x 6" x 3/8"

Custom Tile Finishes: Honed, Brushed, Tumbled, Chiseled

### Applications

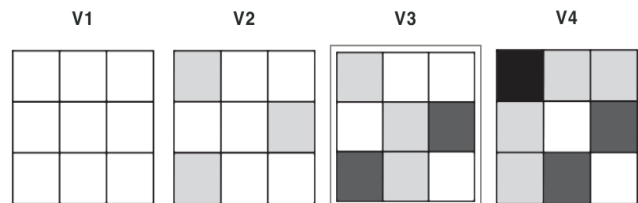
Interior Floor	Interior Wall	Shower Wall	Shower Floor	Exterior	Pool / Fountain	Fireplace Surround	Commercial	Freeze / Thaw
Y	Y	Y	4"x4" & mosaics	N	N	Y	Light	N

\*Standard thickness is 3/8". All dimensions are nominal. Sizes may vary. Products are natural and hand made.

### Installation & Maintenance

Grout	Thinset	Installation Instructions	Dry Layout	Cleaner
Un-sanded	White	TCNA Handbook	Yes	PH neutral

### Variations



Indicated is the range of the stone. The higher the number the more variation the tile may exhibit.

### Installation & Maintenance Guidelines

- Work with a professional natural stone installer. Consult setting material manufacturers such as Bostick, Mapei & Laticrete on suitability of products.
- Industry standard suggest ordering at least 15% overage due to breakage, tile cuts, and future repairs.
- Veins, natural voids, fissures, variations in color, shade, texture & size are normal in natural stone.
- It is recommended to dry lay all tiles prior to install to achieve the color and pattern desired.
- Sealing natural stone is recommended before and after grouting, for an easier clean up.
- Sealing your tile regularly helps prevent staining.
- Industry standard deems installation as acceptance of material.