



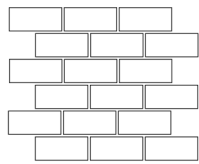
# Castelli Marble

## Red Onyx

Red Onyx comes with an irregular veining from white to black. The red emphasizes the overall warm shade of the stone and when installed can be likened to an abstract work of art. The stone offers the possibility for custom sizes, finishes, and fabrication. Stocked in a polished finish.



2" Hexagon Mosaic  
0.9sf / sh



2" x 4" Brick Mosaic



Herringbone Mosaic  
0.91 sf / sh



12" x 24" x 3/8"



6" x 12" x 3/8"



3" x 12" x 3/8"



3" x 6" x 3/8"



Custom Tile Finishes: Honed, Brushed, Tumbled, Chiseled

### Applications

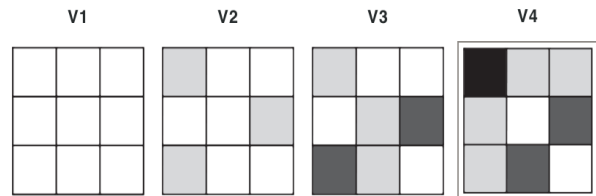
Interior Floor	Interior Wall	Shower Wall	Shower Floor	Exterior	Pool / Fountain	Fireplace Surround	Commercial	Freeze / Thaw
Y	Y	Y	4"x4" & mosaics	N	N	Y	Light	N

\*Standard thickness is 3/8". All dimensions are nominal. Sizes may vary. Products are natural and hand made.

### Installation & Maintenance

Grout	Thinset	Installation Instructions	Dry Layout	Cleaner
Un-sanded	White	TCNA Handbook	Yes	PH neutral

### Variations



Indicated is the range of the stone. The higher the number the more variation the tile may exhibit.

### Installation & Maintenance Guidelines

- Work with a professional natural stone installer. Consult setting material manufacturers such as Bostick, Mapei & Laticrete on suitability of products.
- Industry standard suggest ordering at least 15% overage due to breakage, tile cuts, and future repairs.
- Veins, natural voids, fissures, variations in color, shade, texture & size are normal in natural stone.
- It is recommended to dry lay all tiles prior to install to achieve the color and pattern desired.
- Sealing natural stone is recommended before and after grouting, for an easier clean up.
- Sealing your tile regularly helps prevent staining.
- Industry standard deems installation as acceptance of material.